


Activity cards for
NPC 2
NNS 1-3

A 'Berry' Numbers



You will need:

Two 'ten' shapes and Number cards 1 - 20,
Lots of pegs, counters or blocks, but only **two**
colours. These will be your 'berries'.




Turn over a number card.

Make a selection of the two coloured 'berries' to
fill the matching spaces to the number.

Write down in your books what number you have
made.


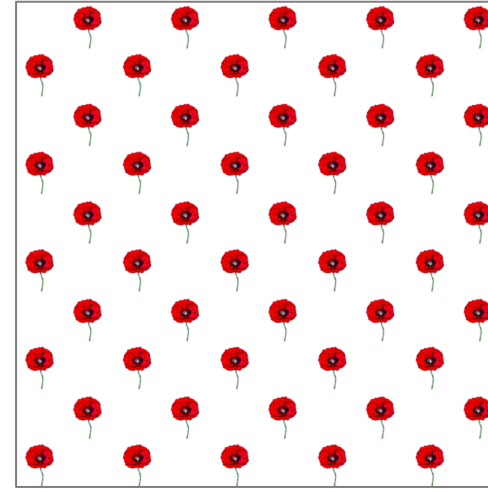
Do this again many times to discover there are
lots of ways of making teen numbers with two
colours.

How many ways did you find?

B

Estimate how many motifs are on the wrapping paper section first!

1. Put a peg on each motif
2. Move them into tens shapes starting at the bottom
3. How many do you have?
4. Find the number on the 0 - 100 number line.

C

Estimate how many motifs are on the wrapping paper section first!

1. Put a Cuisenaire 1-rod on each motif
2. Put them into tens patterns starting at the bottom
3. How many do you have? Now line them up beside the 10-rods. You will see the same number.
4. Find the number on the 0 - 100 number line.